



# POLY BAGS, FILM & TUBING

Bags, film and tubing are made through a process called blown film extrusion. It's where polyethylene is melted and extruded vertically into a bubble which then makes its way downstream to be slit, folded or sealed.

With access to over 53 extrusion lines in 5 manufacturing facilities, it is easy to order custom LD and LLD polyethylene bags, tubing and sheeting from 4" to 150" in gauges of 0.75–8 mil. You can choose from 14 stock colors, 4 venting styles and a host of performance additives.

## Smart Tech Bags Technology

Custom items can be manufactured with Smart Tech Bags® technology, engineered to provide over 3X the impact and 2X the tensile strength of traditional low-density polyethylene. Exclusively manufactured for us in the U.S.A. under strict ISO 9001 regulations.

## 100% Renewable Energy

These products are manufactured with 100% renewable energy from sources like wind and solar power.

## Order with Confidence

Our reps are experts at walking you through the process of custom ordering so you can order with confidence.

## MATERIALS AVAILABLE

**Anti-Block** additive for easy opening and loading

**Anti-Static** additive for static-dissipative film

**Clarity** for improved visibility through film

**High-slip** additive for reduced friction between film

**HACCP Certified** manufactured under strict HACCP requirements

**LDPE** low-density polyethylene for standard strength film

**LLD** linear low-density polyethylene for high-slip film

**LLDPE** linear low-density polyethylene for higher-strength film

**Metalocene** additive for high-strength film or cold storage

**Non-Slip** to increase friction between film

**Non-Scratch** for a smoother film surface

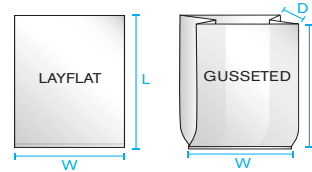
**Postal-Approved** Higher-slip & anti-static additives for film used in USPS mailings

**UVI/UVA** Ultraviolet Inhibitor/Absorber to protect film and contents

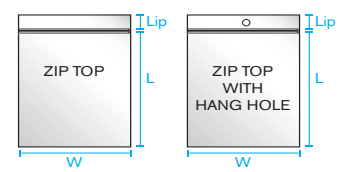
**VCI** Vapor Corrosion Inhibitor for film to prevent rust

## BAG, TUBING & SHEETING STYLES

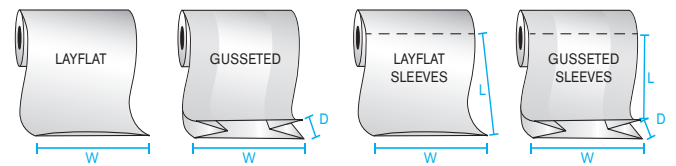
### Layflat & Gusseted Bags



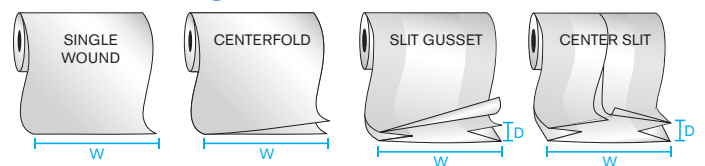
### Reclosable Bags



### Continuous Tubing & Sleeves



### Continuous Sheeting\*



\* Sheeting can be continuous or perforated.

## PACKAGING DETAILS

### CASES OR ROLLS

Loose in a case or on a roll for easy dispensing

### CASE OR ROLL COUNT

Get the quantity that works best for your customer

### BOXED ROLLS

Boxed Rolls protect product prior to use

### CRADLEPACKED ROLLS

Use less packaging, save money and provide more stable shipments



# MEASURING FOR THE RIGHT SIZE

## LAYFLAT BAGS SQUARE CONTAINER OR DIMENSIONAL PRODUCT

Note: Depth is the shorter of the 2 sides.

1. Bag Width = Container Width + Container Depth + 2" for a looser fit
2. Bag Length = Container Height + Container Depth + 6" to cover contents and tie the bag closed.

### EXAMPLES

**Container Size:** 14" W x 10" D x 32" L  
**Bag Size:** 26" W x 48" L  
**Object Size:** 10" W x 3" D x 16" L  
**Bag Size:** 15" W x 25" L

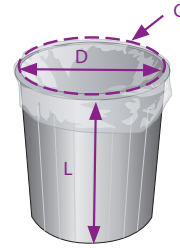


## ROUND CONTAINER

1. Container Circumference = Diameter x 3.14
2. Bag Width = Container Circumference divided by 2, + 1" for a looser fit.
3. Bag Length = Container Height + Container Diameter + 6" for overhang.

### EXAMPLE

**Container Size:** 12" D x 30" L  
**Bag Size:** 20" W x 47" L



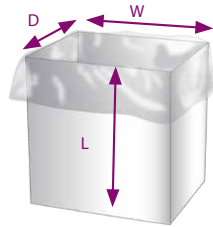
## GUSSETED BAGS SQUARE CONTAINER OR DIMENSIONAL PRODUCT

Note: Depth is the shorter of the 2 sides.

1. Bag Width = Box Width + 1"
2. Bag Depth = Box Depth + 1"
3. Bag Length = Box Height + Box Depth + 6" to cover contents and tie the bag closed.

### EXAMPLES

**Box Size:** 18" W x 12" D x 14" L  
**Bag Size:** 19" W x 13" D x 32" L  
**Object Size:** 10" W x 3" D x 16" L  
**Bag Size:** 15" W x 25" L



## PALLET COVER

Note: Depth is the shorter of the 2 sides.

1. Cover Width = Pallet Width + 1 - 2"
2. Cover Depth = Pallet Depth + 1 - 2"
3. Cover Length = Pallet Height + 1/2 the the Depth of Pallet

### EXAMPLE

**Pallet Size:** 40" W x 36" D x 50" L  
**Cover Size:** 42" W x 38" D x 68" L



## RECLOSABLE BAGS

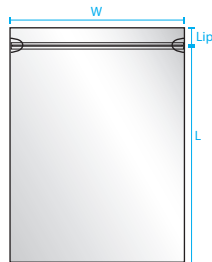
### ZIP TOP BAG

Note: Custom Zip Tops come with reinforced hammerseals; our standard stock zip tops do not.

1. Bag Width = Width of Product + 1/2"
2. For rigid items, add 1/2" more to the width of the bag to allow the item to fit.
3. Bag Length = Length of product + 1"
4. For thick or bulky items add the Depth of the product to both Width and Length.
5. Add 1/2" to 2" to both dimensions for a looser fit.

### EXAMPLE

**Flat Product:** 2.5" W x 5" H  
**Bag Size:** at least 4" W x 6" L



### SLIDER TOP BAG

1. Bag Width = Width of Product + 1/2"
2. For rigid items, add 1/2" more to the width of the bag to allow the item to fit.
3. Bag Length = Length of product + 1/2"
4. For thick or bulky items add the Depth of the product to both Width and Length.
5. Add 1/2" to 2" to both dimensions for a looser fit.

### EXAMPLE

**Flat Product:** 2 1/2" W x 5 1/2" H  
**Bag Size:** at least 4" W x 6" L

