

CUSTOM MANUFACTURING

Bags, film and tubing are made through a process called blown film extrusion. It's where polyethylene is melted and extruded vertically into a bubble which then makes its way downstream to be slit, folded or sealed.

With over 55 extrusion lines in 5 manufacturing facilities, Laddawn produces custom LD and LLD polyethylene bags, tubing and sheeting from 4" to 150" in gauges of 0.75–8 mil. You can choose from 16 stock colors, 3 venting styles and a host of performance additives.

Made in the U.S.A. by Laddawn

Laddawn-made Smart Tech Bags® are manufactured with 100% renewable energy and are engineered to provide over three times the impact and twice the tensile strength of traditional low-density polyethylene bags. Exclusively manufacturing in the U.S.A., Laddawn is ISO 9001 registered.

100% Renewable Energy

All Laddawn-made products are manufactured with 100% renewable energy from sources like wind and solar power.

Laddawn's Custom Guarantee

If your customer decides the unprinted bag you ordered should be different for any reason, just send it back and we'll make the replacement.

MATERIALS AVAILABLE

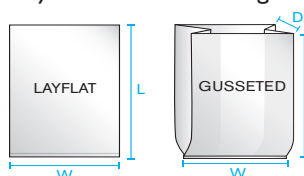
Anti-Block additive for easy opening and loading
Anti-Static additive for static-dissipative film
Clarity for improved visibility through film
High-slip additive for reduced friction between film
HACCP Certified manufactured under strict HACCP requirements
LDPE low-density polyethylene for standard strength film
LLD linear low-density polyethylene for high-slip film
LLDPE linear low-density polyethylene for higher-strength film
Metalocene additive for high-strength film or cold storage
Non-Slip to increase friction between film
Non-Scratch for a smoother film surface
Postal-Approved Higher-slip & anti-static additives for film used in USPS mailings
UVI/UVA Ultraviolet Inhibitor/Absorber to protect film and contents
VCI Vapor Corrosion Inhibitor for film to prevent rust

QUOTE ONLINE IN SECONDS

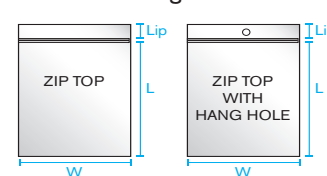
Getting pricing and lead times has never been easier or faster. Enter as little or as much information as is important to you to get pricing and lead times in seconds. Share with colleagues or mark up and share with customers with your logo right from Laddawn.com.

BAG, TUBING & SHEETING STYLES

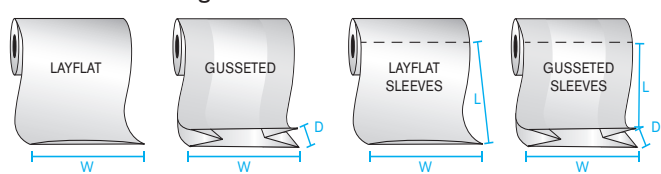
Layflat & Gusseted Bags



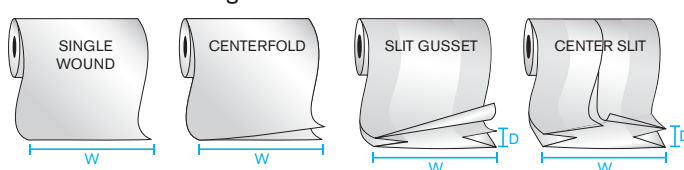
Reclosable Bags



Continuous Tubing & Sleeves



Continuous Sheeting*



PACKAGING DETAILS

CASES OR ROLLS. Loose in a case or on a roll for easy dispensing

CASE OR ROLL COUNT. Get the quantity that works best for your customer

BOXED ROLLS. Boxed Rolls protect product prior to use

TRAY-PACKED ROLLS. Use less packaging, saves time unpacking.

CRADLEPACKED ROLLS. Use less packaging, save money and provide more stable shipments



LOG ON Laddawn.com
CALL 800.446.3639



Laddawn®

A Better Way to Buy.

MEASURING FOR THE RIGHT SIZE

LAYFLAT BAGS SQUARE CONTAINER OR DIMENSIONAL PRODUCT

Note: Depth is the shorter of the 2 sides.

1. Bag Width = Container Width + Container Depth + 2" for a looser fit
2. Bag Length = Container Height + Container Depth + 6" to cover contents and tie the bag closed.

EXAMPLES

Container Size: 14" W x 10" D x 32" L

Bag Size: 26" W x 48" L

Object Size: 10" W x 3" D x 16" L

Bag Size: 15" W x 25" L



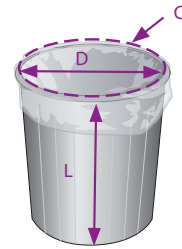
ROUND CONTAINER

1. Container Circumference = Diameter x 3.14
2. Bag Width = Container Circumference divided by 2, + 1" for a looser fit.
3. Bag Length = Container Height + Container Diameter + 6" for overhang.

EXAMPLE

Container Size: 12" D x 30" L

Bag Size: 20" W x 47" L



GUSSETED BAGS SQUARE CONTAINER OR DIMENSIONAL PRODUCT

Note: Depth is the shorter of the 2 sides.

1. Bag Width = Box Width + 1"
2. Bag Depth = Box Depth + 1"
3. Bag Length = Box Height + Box Depth + 6" to cover contents and tie the bag closed.

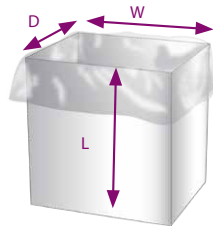
EXAMPLES

Box Size: 18" W x 12" D x 14" L

Bag Size: 19" W x 13" D x 32" L

Object Size: 10" W x 3" D x 16" L

Bag Size: 15" W x 25" L



PALLET COVER

Note: Depth is the shorter of the 2 sides.

1. Cover Width = Pallet Width + 1 - 2"
2. Cover Depth = Pallet Depth + 1 - 2"
3. Cover Length = Pallet Height + 1/2 the the Depth of Pallet

EXAMPLE

Pallet Size: 40" W x 36" D x 50" L

Cover Size: 42" W x 38" D x 68" L



RECLOSABLE BAGS

ZIP TOP BAG

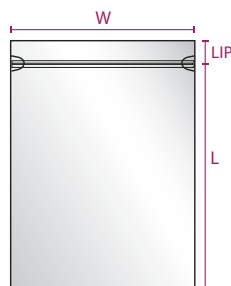
Note: Custom Zip Tops come with reinforced hammergeals; our standard stock zip tops do not.

1. Bag Width = Width of Product + 1 1/2"
2. For rigid items, add 1/2" more to the width of the bag to allow the item to fit.
3. Bag Length = Length of product + 1"
4. **For thick or bulky items add the Depth of the product to both Width and Length.**
5. Add 1/2" to 2" to both dimensions for a looser fit.

EXAMPLE

Flat Product: 2 1/2" W x 5" H

Bag Size: at least 4" W x 6" L



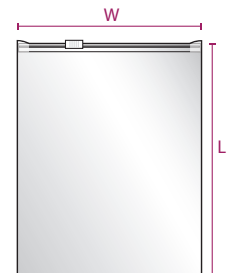
SLIDER TOP BAG

1. Bag Width = Width of Product + 1 1/2"
2. For rigid items, add 1/2" more to the width of the bag to allow the item to fit.
3. Bag Length = Length of product + 1/2"
4. **For thick or bulky items add the Depth of the product to both Width and Length.**
5. Add 1/2" to 2" to both dimensions for a looser fit.

EXAMPLE

Flat Product: 2 1/2" W x 5 1/2" H

Bag Size: at least 4" W x 6" L



LOG ON Laddawn.com
CALL 800.446.3639



Laddawn[®]

A Better Way to Buy.